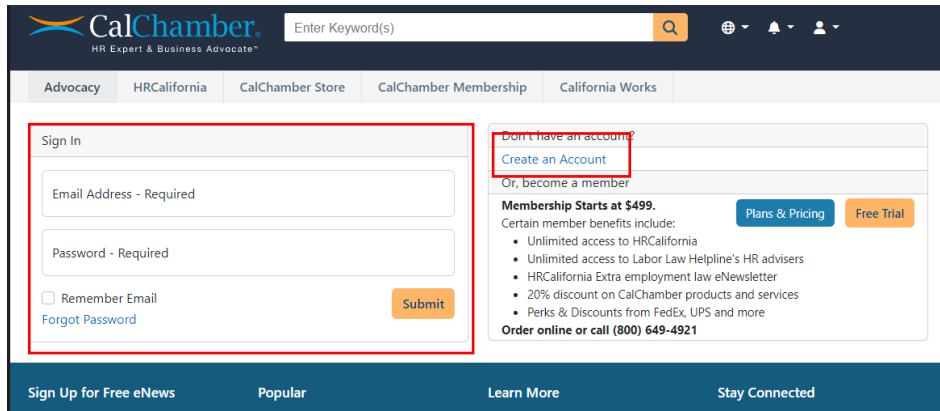


Labor Law Poster Ordering

Step-by-Step Instructions

1. Access the CalChamber Ordering Site

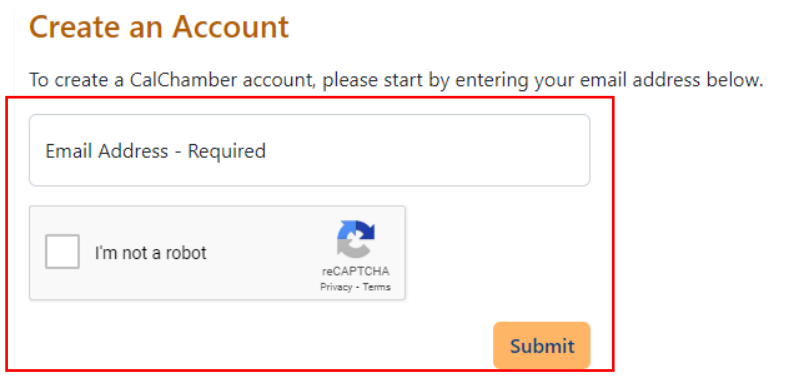
- Click [HERE](#) to access the CalChamber site directly or visit our HR Services page at morrisgarritano.com
- If you already have a CalChamber account, simply log in and skip to Step 3.
- If you need to create an account, click **Create an Account**, and continue to Step 2. *There is no fee associated with creating an account and a CalChamber membership is not required.*



The screenshot shows the CalChamber website interface. At the top, there is a search bar with the text "Enter Keyword(s)". Below the search bar, there are navigation tabs for "Advocacy", "HRCalifornia", "CalChamber Store", "CalChamber Membership", and "California Works". The main content area is divided into two sections. On the left, there is a "Sign In" section with a red border. It contains a "Sign In" heading, an "Email Address - Required" input field, a "Password - Required" input field, a "Remember Email" checkbox, a "Forgot Password" link, and a "Submit" button. On the right, there is a "Don't have an account?" section with a red border. It contains a "Create an Account" link, the text "Or, become a member", and a "Membership Starts at \$499." section. Below this, there are "Plans & Pricing" and "Free Trial" buttons. At the bottom of the page, there are four links: "Sign Up for Free eNews", "Popular", "Learn More", and "Stay Connected".

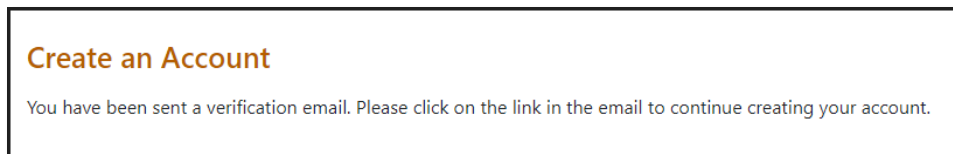
2. Create an Account (if necessary)

- Once you click **Create an Account**, you'll see the following prompts. Fill in your email, check the box, and click **Submit**.



The screenshot shows the "Create an Account" form. At the top, there is a heading "Create an Account" in orange. Below the heading, there is a message: "To create a CalChamber account, please start by entering your email address below." Below this message, there is a form with a red border. It contains an "Email Address - Required" input field, a checkbox labeled "I'm not a robot" next to a reCAPTCHA logo, and a "Submit" button.

- Once successfully submitted, this message will pop up.



The screenshot shows a confirmation message box with a black border. It contains the heading "Create an Account" in orange and the text: "You have been sent a verification email. Please click on the link in the email to continue creating your account."

Labor Law Poster Ordering

Step-by-Step Instructions

- Access the email message in your inbox and click the verification link. You will then be taken to the following form.
- Fill in the required information and click **Submit**.

Create an Account

To create a CalChamber account, please fill out the form below.

Contact Information

Email Address
jjlarson@cookies.com

First Name - Required

Last Name - Required

Job Title - Required

Account Access

Password - Required

Confirm Password - Required

Company Information

Company Name - Required

Address - Required

Address 2

City - Required

State - Required

Zip Code - Required

Country - Required
United States

Is Residential Shipping Address

Phone number format ###-###-####

Phone Number - Required

Number of CA Employees

[Why do we ask for this?](#)

Submit

- Once you click **Submit**, you will be taken to the M&G Order Page.



There is a limit of 10 total products that can be ordered.

0 have been ordered and 0 are selected.

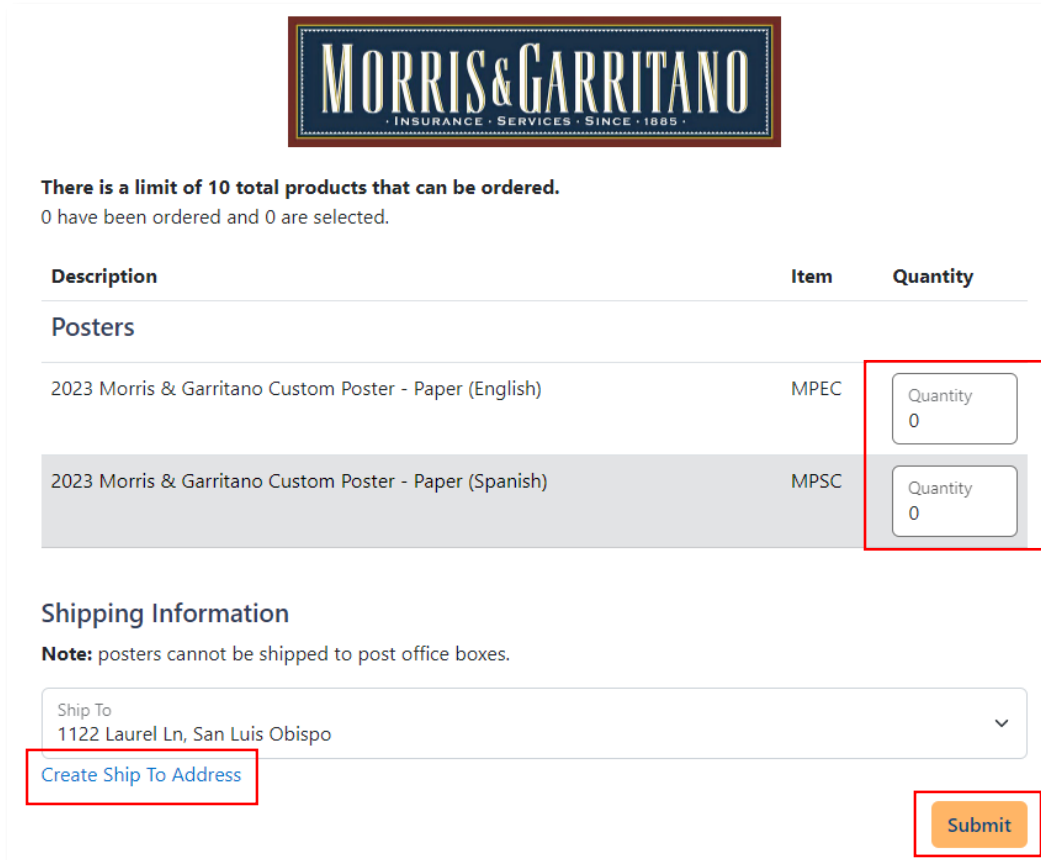
Description	Item	Quantity
Posters		
2023 Morris & Garritano Custom Poster - Paper (English)	MPEC	Quantity 0
2023 Morris & Garritano Custom Poster - Paper (Spanish)	MPSC	Quantity 0

Labor Law Poster Ordering

Step-by-Step Instructions

3. Complete Poster Order Form

- Select the quantity of English and Spanish posters that you would like to receive, up to 10.
- Click **Create Ship To Address** and fill in the fields.
 - *Note: Posters cannot be shipped to PO Boxes*



MORRIS & GARRITANO
INSURANCE · SERVICES · SINCE · 1885 ·

There is a limit of 10 total products that can be ordered.
0 have been ordered and 0 are selected.

Description	Item	Quantity
Posters		
2023 Morris & Garritano Custom Poster - Paper (English)	MPEC	Quantity 0
2023 Morris & Garritano Custom Poster - Paper (Spanish)	MPSC	Quantity 0

Shipping Information
Note: posters cannot be shipped to post office boxes.

Ship To
1122 Laurel Ln, San Luis Obispo

[Create Ship To Address](#)

Submit

4. Submit Order

- Once you have filled out your order information, click the **Submit** button.
- A successful order submission will prompt you with the below message followed by a confirmation email.
- If you **do not** see the below message or have issues, please email HRConsulting@morrisgarritano.com

